

**ROBUST**  
**STRUCTURE**



AN ISO 9001:2015 CERTIFIED COMPANY

STAINLESS STEEL KITCHEN BASKETS | WARDROBE | ACCESSORIES  
Visit us at : [nelcoandindustries.com](http://nelcoandindustries.com) / Email : [info@nelcoandindustries.com](mailto:info@nelcoandindustries.com)

LUXURY | ELEGANT  
DESIGNSS | KITCHEN BASKET



# WHERE LUXURY IS LEGACY

Legacy which every Indian mother want's to gift her daughter...

*A Basket of Happiness for long lasting relations...*

## QUALITY CRAFTSMANSHIP

We've been making baskets since the year 2000. This long experience makes itself felt. Every kitchen unit is unique : hand built in our workshop by experienced joiners using traditional Austrian artisan craftsmanship.

Our knowledge of proper workmanship with steel has been passed on for generations and is your guarantee for the high quality of our products.

## DESIGN AND INNOVATION

We believe sustainability begins with the design process. After all, people only want to hold on to those things that bring lasting enjoyment. That's why our designs have a timeless beauty, which we combine with state-of-the-art technology. Our designs are perfect innovations that ensure the highest level of ergonomic comfort. They have one aim above all: years of cooking enjoyment for you.



CUTLERY (SHEET)

W - 12-15-17-19-21 D - 20-22-24 H - 4



Rod Sheet



THALI BASKET

W - 12-15-17-19-21 D - 20-22-24 H - 8



Rod Sheet



CUP & SAUCER BASKET

W - 12-15-17-19-21 D - 20-22-24 H - 4



Rod Sheet



PLAIN BASKET

W - 12-15-17-19-21 D - 20-22-24 H - 4-6-8



Rod Sheet



PLATE BASKET

W - 12-15-17-19-21 D - 20-22-24 H - 6




Rod Sheet



PARTITION BASKET

W - 12-15-17-19-21 D - 20-22-24 H - 4-6

Rod ◀ ▶ Sheet



GLASS BASKET

W - 12-15-17-19-21 D - 20-22-24 H - 4



Rod ◀ ▶ Sheet



VEGETABLE BASKET

W - 12-15-17-19-21 D - 20-22-24 H - 6

Rod ◀ ▶ Sheet



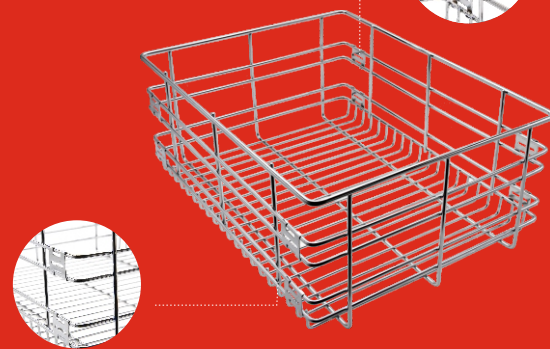
BOTTLE BASKET

W - 12-15-17-19-21 D - 20-22-24 H - 6

Double channel attachment for  
Extra Strength  
(Wt. capacity of basket 40 Kg)



Rod ◀ ▶ Pipe



GRAIN BASKET

W - 12-15-17-19-21 D - 20-22-24 H - 8

(Wt. capacity of basket 100 Kg)



W - 12-15-17-19-21 D - 20-22-24 H - 4/12 (+2 Inch. Sixer Wheels)

Rod ◀ ▶ Sheet



PREMIUM VEGETABLE BASKET

W - 12-15-17-19-21 D - 20-22-24 H - 6



With 4 Detachable Sheet Boxes

# Pull Outs & Utility



Rod ← Sheet



**SINGLE PULL OUT**

W - 5-6-7-8-9 D - 20-22-24 H - 24

**SINGLE PULL OUT**

W - 5-7-9 D - 20-22 H - 24



←




**TRIPLE PULL OUT (ROD)**

W - 6-7-8 D - 20-22 H - 21

**DOUBLE PULL OUT (ROD)**

W - 6-7-8 D - 20-22 H - 17



**CARROUSEL**

D - 20-22-24-26-28-30 H - 24 to 28 (Adjustable)



**SS DISPLAY HOOK**

Length - 4-6-8

LUXURY DESIGNSS | ELEGANT KITCHEN BASKET

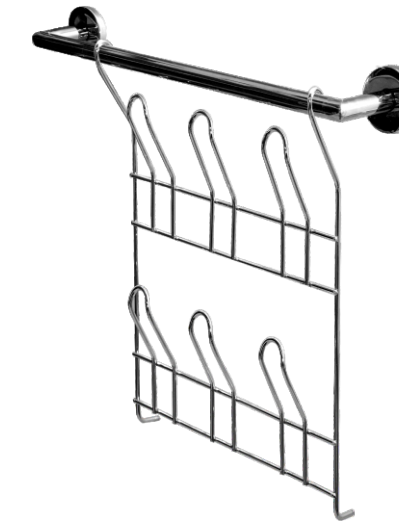
# ACCESSORIES



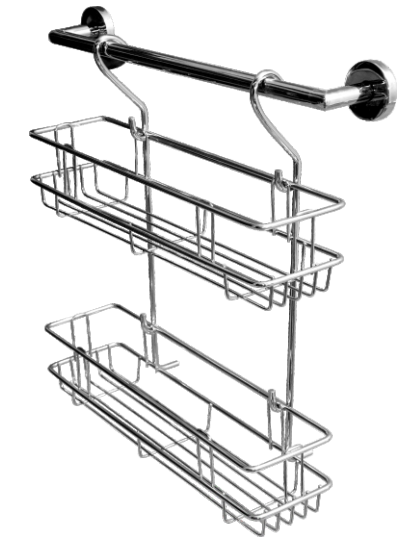
# KITCHEN CRAFTS



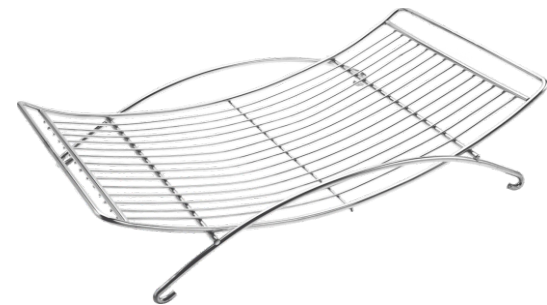
**GLASS HOLDER**  
W- 4 D- 14 H- 2




**HANGING GLASS RACK**  
W- 12 D- 3 H- 14




**HANGING RACK (2 Shelf)**  
W- 12 D- 5/7 H- 14




**PREMIUM FRUIT BASKET**  
W- 18 D- 12 H- 2



**HOT POT STAND**  
W- 10 D- 12 H- 2




**SAUCER STAND**  
W- 7.4 D- 19 H- 3.4



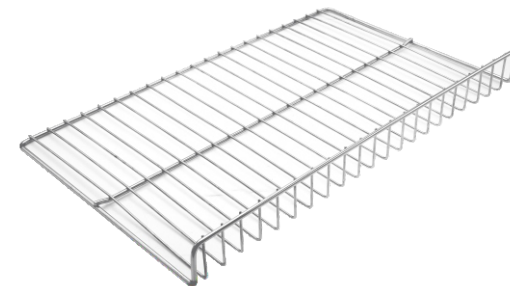
**PLATE STAND**  
W- 9 D- 19 H- 5



**THALI STAND**  
W- 9 D- 19 H- 6.4




**PLATE TRAY**  
W- 20 D- 10 H- 4



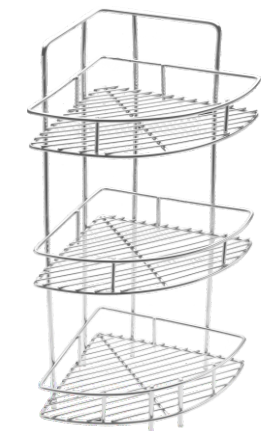
**GLASS TRAY**  
W- 20 D- 10 H- 2



**CORNER (SINGLE)**  
W- 9 D- 9 H- 2



**CORNER (DOUBLE)**  
W- 9 D- 9 H- 17



**CORNER (TRIPLE)**  
W- 9 D- 9 H- 21

## Smart Structures



**CARRIER (ANGLE) Basket Holder**  
W - 15", 17", 19", 21" D - 20", 22", 24" H - 4", 6", 8"

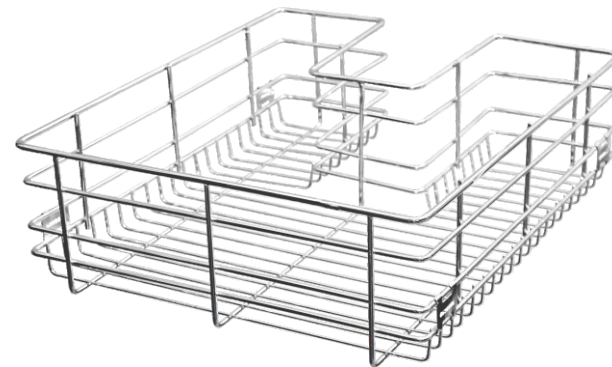


**CARRIER (PIPE) Basket Holder**  
W - 15", 17", 19", 21" D - 20"4", 22"4", 24"4" H - 4"4", 6"4", 8"4"

## Below Otta Attachments




**DETERGENT RACK**  
W - 9-12 D - 5/7 H - 15



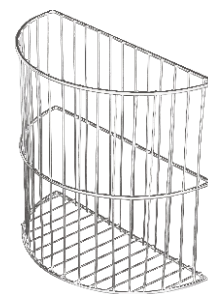
**SINK BASKET**  
W - 20 D - 20-22 H - 6




**DUSTBIN HOLDER**  
Dia - 10



**CYLINDER TROLLEY**  
Dia - 12



**USE ME**  
W - 12 D - 7 H - 15



Height adjustable upto 3 Inches (75mm)

Brass Tapped Bushes



Brass Fittings

**PYLON POLE**

H - 24 & 27 (Adjustable upto 3 Inches)

# THERE WILL BE NO MESS.....AGAIN

To maintain wardrobes is most critical now a days we design supreme baskets and attachments for it.




**HANGER SLIDER**  
W - 15 D - 20 H - 6



**WARDROBE**  
W - 24 D - 20-22 H - 6



**SAREE / PANT SLIDER**  
W - 24 D - 20 H - 3



**PERFUME RACK**  
W - 12 D - 4 H - 3

